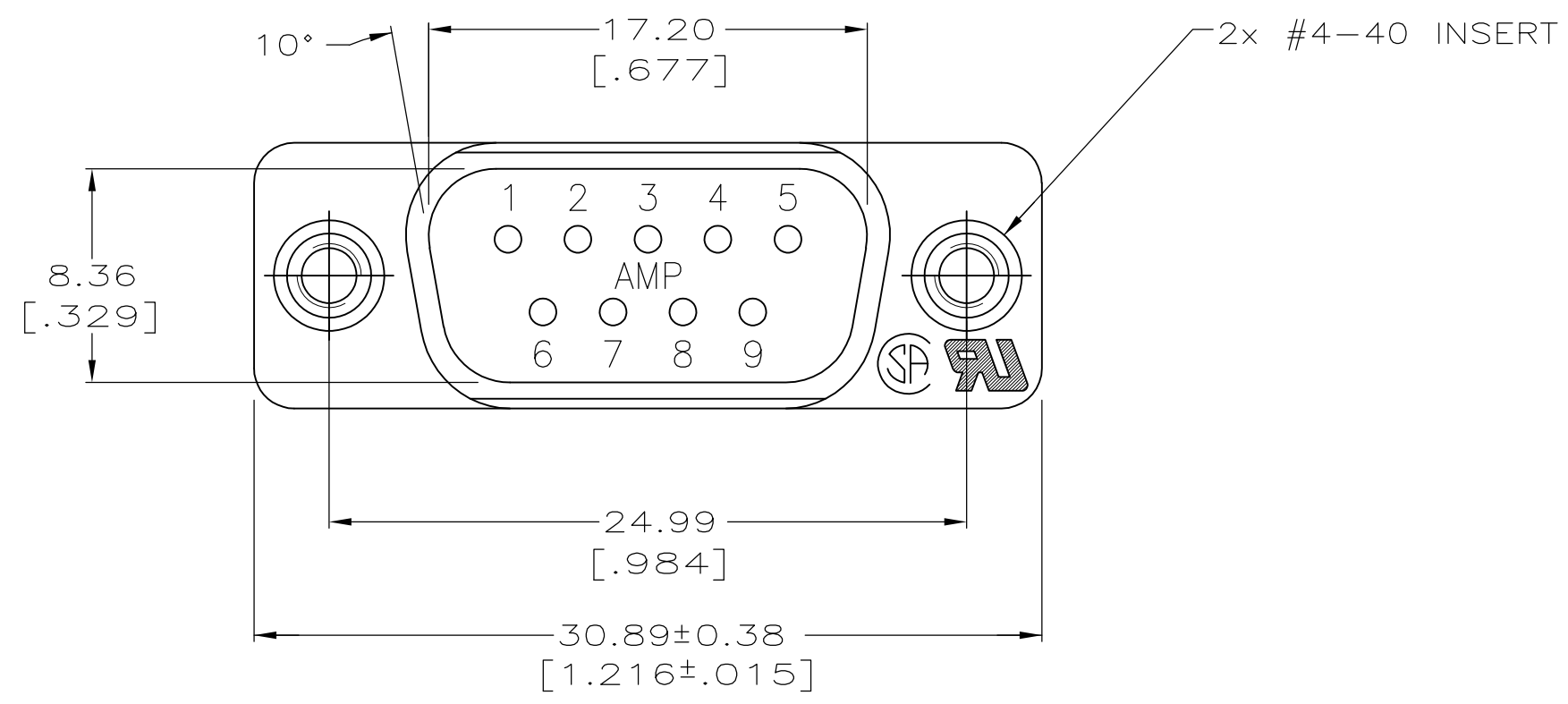
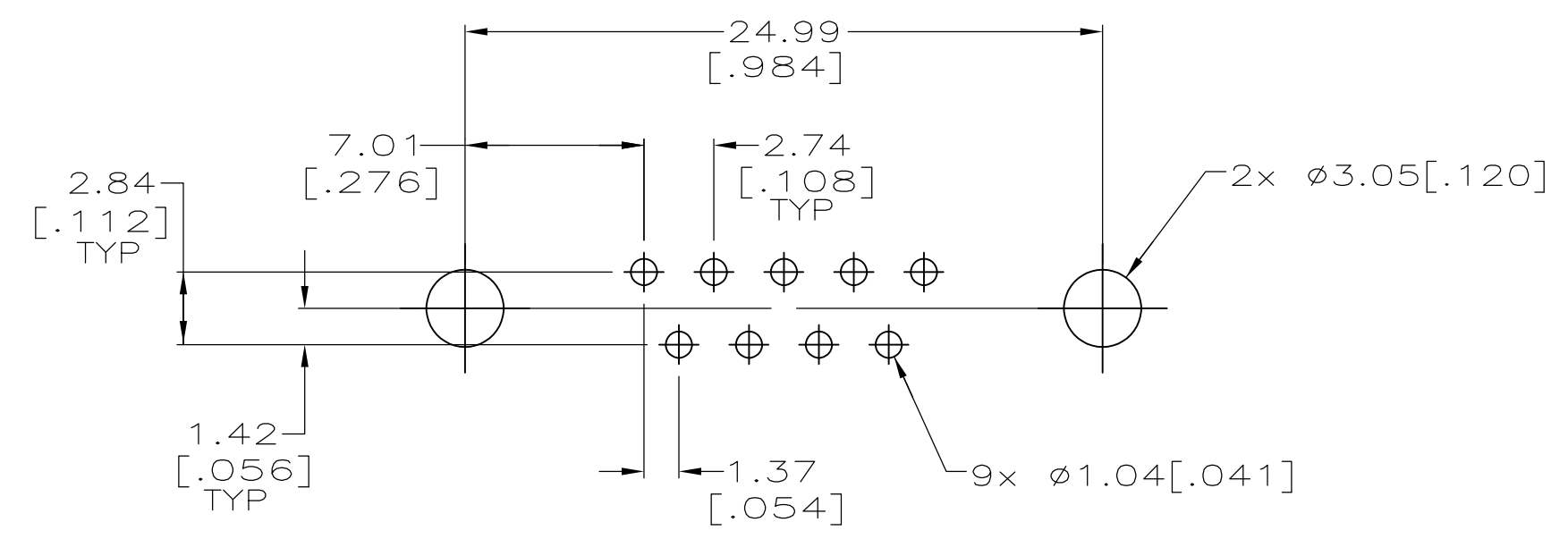
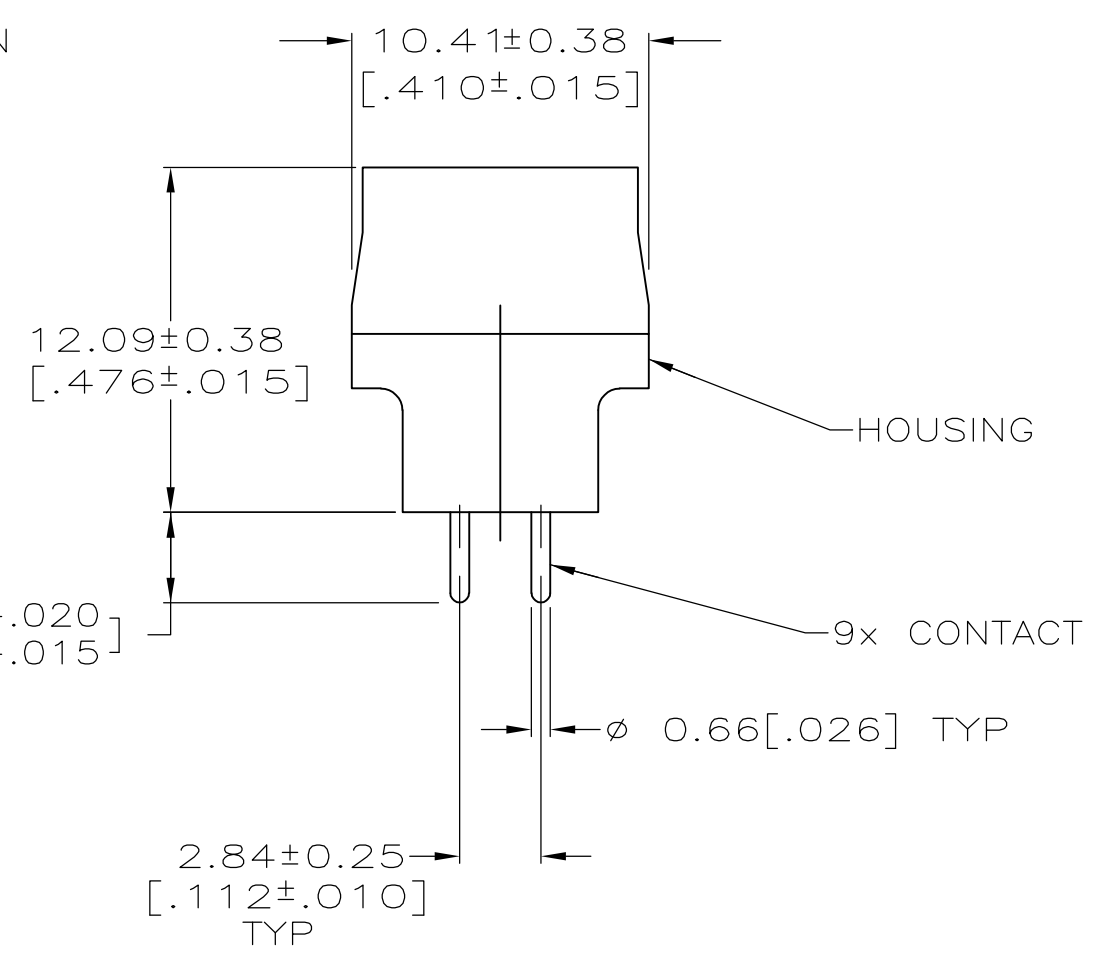
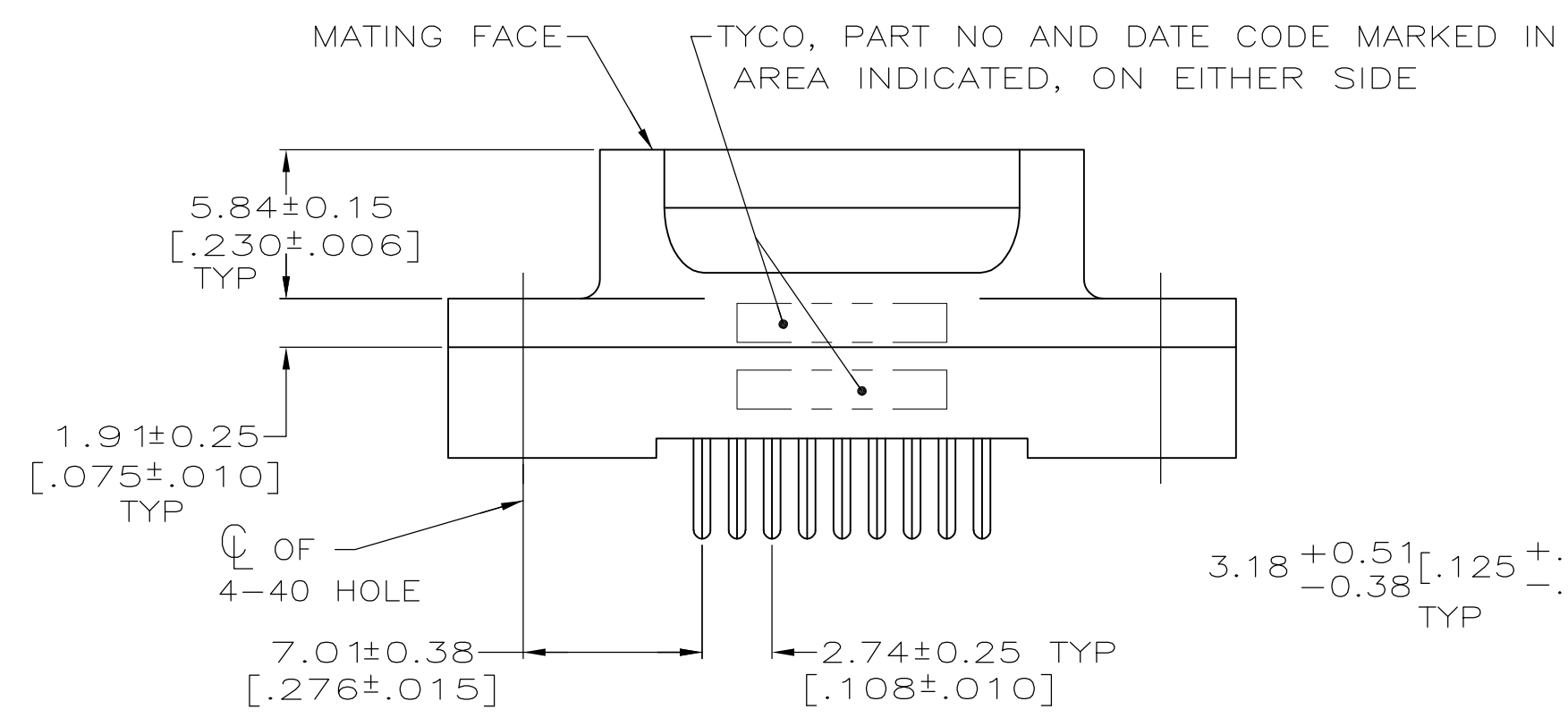


LOC	DIST	REVISIONS			
P	LTR	DESCRIPTION	DATE	OWN	APVD
GP	00	A1	REVISED PER ECO-11-004835	11MAR11	RK HMR



- 1 HOUSING: BLACK POLYESTER, UL 94V-0 RATED; CONTACTS: BRASS  
INSERTS: BRASS
- 2 GOLD PLATED FOR A LENGTH OF 3.81 [.150] MIN FROM MATING END, GOLD FLASH IN MATED AREA, 2.54µm [.00010] MIN TIN ON OPPOSITE END, ALL OVER 1.27 µm [.000050] MIN NICKLE.
- 3 GOLD PLATED FOR A LENGTH OF 3.81 [.150] MIN FROM MATING END, 0.76µm [.000030] MIN GOLD IN MATED AREA, 2.54µm [.000100] MIN TIN ON OPPOSITE END, ALL OVER 1.27µm [.000050] MIN NICKEL  
-OR-  
GOLD FLASH OVER PALLADIUM NICKEL PLATED FOR LENGTH OF 3.81 [.150] MIN FROM MATING END, 0.76µm [.000030] MIN PALLADIUM NICKEL IN MATED AREA, 2.54µm [.000100] MIN TIN ON OPPOSITE END, ALL OVER 1.27µm [.000050] MIN NICKEL.



RECOMMENDED PC BOARD MOUNTING DIMENSIONS

**COPYRIGHT 2005  
 TE CONNECTIVITY CORP  
 ALL RIGHTS RESERVED**

3	5745051-2
2	5745051-1
CONTACT FINISH	PART NO

THIS DRAWING IS A CONTROLLED DOCUMENT.		DWN G.PETERS 12SEP05	<b>STE</b> TE Connectivity	
DIMENSIONS: mm[INCHES]		CHK S.BOLASH 12SEP05		
TOLERANCES UNLESS OTHERWISE SPECIFIED:		APVD M.WALMSLEY 12SEP05	NAME	
0 PLC ± -	1 PLC ± -	PRODUCT SPEC	PLUG ASSEMBLY, SIZE 1, 9 POSN, VERTICAL, AMPLIMITE HD-20	
2 PLC ± 0.13 [.005]	3 PLC ± -	APPLICATION SPEC	SIZE CAGE CODE DRAWING NO RESTRICTED TO	
4 PLC ± -	ANGLES ± ± 2'	FINISH	A2 00779 5745051	
MATERIAL	SEE TABLE	WEIGHT	CUSTOMER DRAWING SCALE 4:1 SHEET 1 OF 1 REV A1	